



# First Quarter Report

January-March 2021

---

INTERNAL AFFAIRS PROFESSIONAL STANDARDS



# Contents

Message from the Commander	3
Introduction	4
Data Collection	4
Statistical Data/Locations	6
Graphs: Gender/Ethnicity/Race	7
Graphs: Investigations	8
Graphs: Findings/Allegations	9
Graphs: Actions Taken	10
Summary	12

# Message from the Commander

Commander Zakary Cottrell has been with APD since 2004. He has been the Commander of the Internal Affairs Professional Standards Division since December 2019.

As Commander of the Internal Affairs Professional Standards Division, it is my mission to uphold the high standards of professionalism expected of officers of all ranks in the Department. IAPS Detectives, Sergeants and Lieutenants work diligently every day to accomplish this mission. While achieving the expected results are not easy, we strive to conduct the most thorough investigations possible while complying with timeline requirements. We are hopeful that many of the practices and policies that we have enacted will set a strong, positive tone for the second quarter of 2021 and beyond. We look for others in the community to help us achieve this – we are all in this together.

During the first quarter of 2021, we saw a decrease in overall investigations, as compared to the first quarter of 2020. In addition, we saw an overall decrease in sustained findings, as compared to the same period in 2020.

In an effort to increase our transparency to the community, former Isleta and Gallup Police Chief Sylvester Stanley was hired as Interim Superintendent of Police Reform. In this role, Interim Superintendent will be responsible for key pieces of our reform effort, including DOJ requirements related to training and overall management of Internal Affairs Force and Professional Standards Divisions. In this role, Interim Superintendent Stanley will provide oversight of discipline and Use of Force Investigations. Interim Superintendent Stanley brings more than 43 years of law enforcement experience to APD.

We still have a lot of work to do on our end here at IAPS. However, we are all looking forward to the already positive results seen so far, as we move into the second quarter and the rest of the year.



# Introduction

The Albuquerque Police Department’s mission is to build relationships through community policing that will lead to reduced crime and increased safety.

The report reflects accurate and complete data as of March 31, 2021. Since APD uses dynamic, live databases, the recorded allegation, finding and case disposition totals presented here are subject to future revision. Likewise, historical data presented may vary slightly from figures presented in prior APD IAPS reports due to changes in processes and reporting.

This report’s purpose is to provide the Administration, Police Department Executive Staff, the City Council, Police Oversight Board and Albuquerque community members with annual statistics and the status of Internal Affairs Professional Standards investigations.

This report indicates data that primarily reflects sworn officers. On a case-by-case basis, both sworn officers and civilian personnel employed by the Albuquerque Police Department and the City of Albuquerque are noted. When and where necessary in this and in future reports, clear indications of data involving sworn officers, civilian personnel or both will be made aware to the reader.



# Data Collection

For the first quarter 2021 report, data from January 1, 2021 through March 31, 2021 was pulled from the data warehouse. This data was filtered to include cases with an Incident Type of “IA Investigation” and “Firearms Discharges” which involved use of a weapon against an animal.

To determine the number of cases received in the first quarter of 2021, the data was filtered to only include cases with a received date between January 1, 2021 and March 31, 2021. This data was used to determine the incident division and number of employees involved and their ranks.

To determine the number of cases completed in the first quarter of 2021, the data was filtered to only include cases with a completed date between January 1, 2021 and March 31, 2021. This data was used to gather statistics on allegations, case findings and actions taken.

To determine the number of cases pending, the data was filtered according to both the received and the completed dates. Received date was set before January 1, 2021, and the completed date was set after March 31, 2021. Pending data includes uncompleted cases from the previous quarter, and those received during the quarter, but not completed as of the end of the quarter.

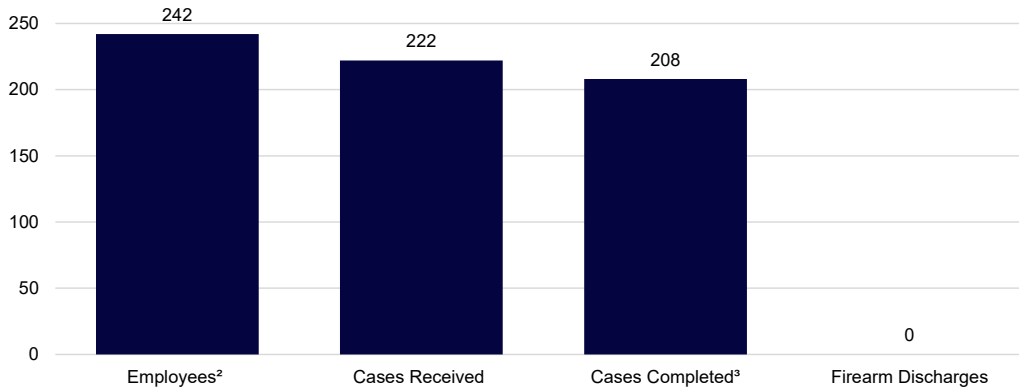


# Statistical Data<sup>1</sup>

Internal Affairs Statistics, First Quarter (January 1, 2021-March 31, 2021)

## Internal Investigations

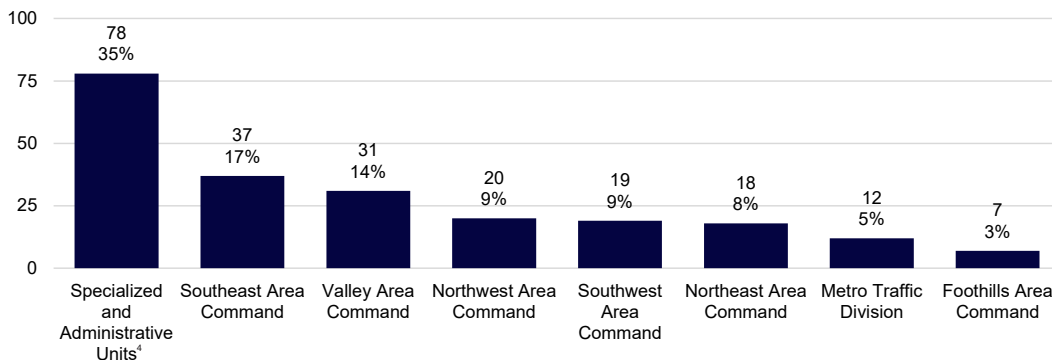
### Statistical Data<sup>1</sup>



Statistical data as of March 31, 2021. This data covers the period from January 1, 2021 through March 31, 2021.

1. There could be minor changes to the statistics because of changes in data or file status.
2. Different employees.
3. Completed cases with dispositions different from Administratively Closed, Exonerated, Not Sustained, Sustained, Sustained/NBOOC and Unfounded are not included in the count.

### Locations of Investigations Received at IAPS (Includes Sworn Personnel Only)

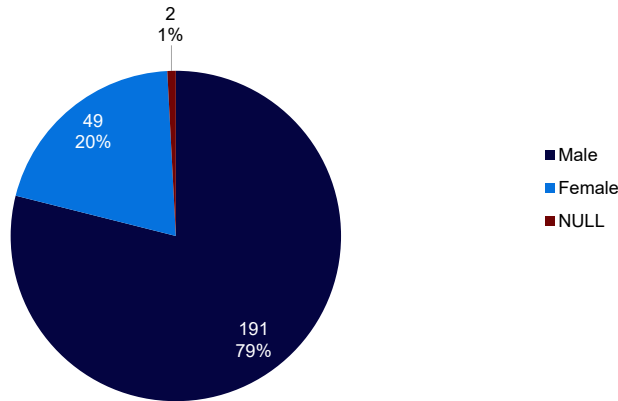


As of March 31, 2021: 59% of the investigations received at IAPS come from the six area commands.

4. Specialized and Administrative Units category includes: Academy, Academy Division, Academy Training Division, Aviation Division, Chief's Office, Command Staff, Communications, Criminal Enforcement Division, Criminal Investigations Division, Crisis Intervention Division, Executive Division, Homeland Security/Special Events, Internal Affairs, Internal Affairs Force Division, Internal Affairs Professional Standards Division, Investigative Services Division, Operations Review, Real-Time Crime Center, Scientific Evidence Division, SED/Criministics Lab and Special Operations Division.

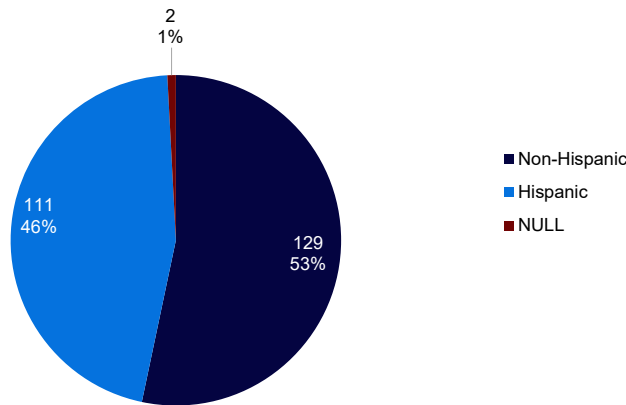
# Graphs

## Gender (Includes Sworn and Civilian Personnel)



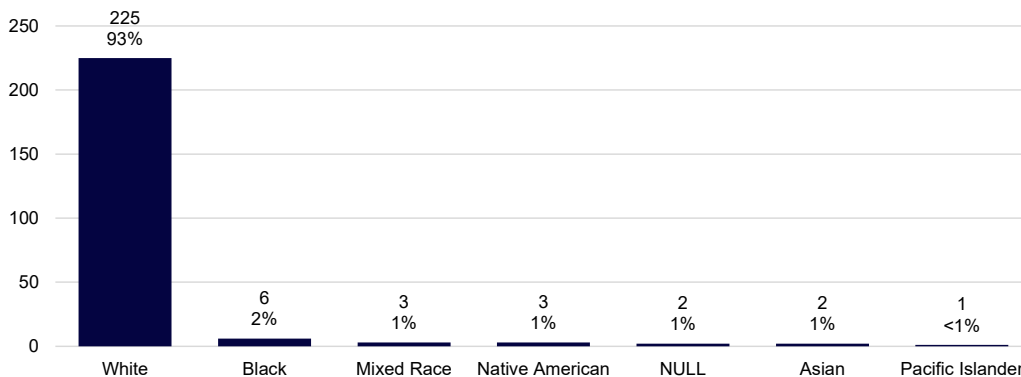
Gender data as of March 31, 2021. This data covers the period from January 1, 2021 through March 31, 2021.

## Ethnicity (Includes Sworn and Civilian Personnel)



Ethnicity data as of March 31, 2021. This data covers the period from January 1, 2021 through March 31, 2021.

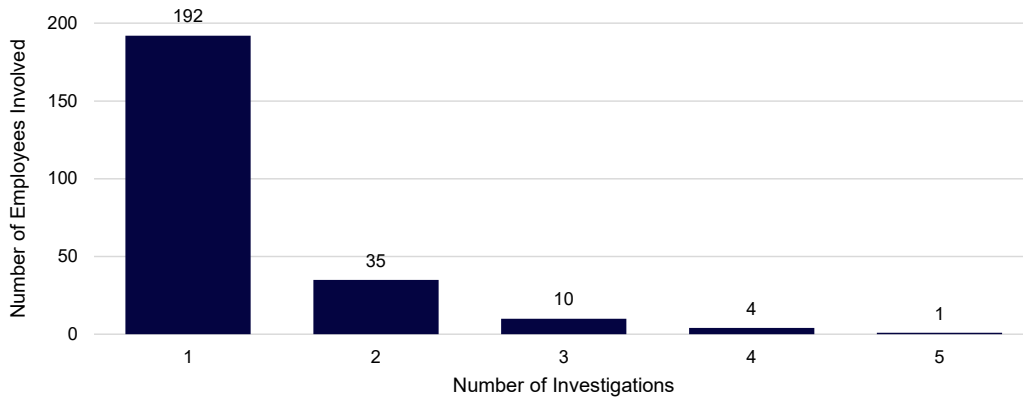
## Race (Includes Sworn and Civilian Personnel)



Race data as of March 31, 2021. This data covers the period from January 1, 2021 through March 31, 2021.

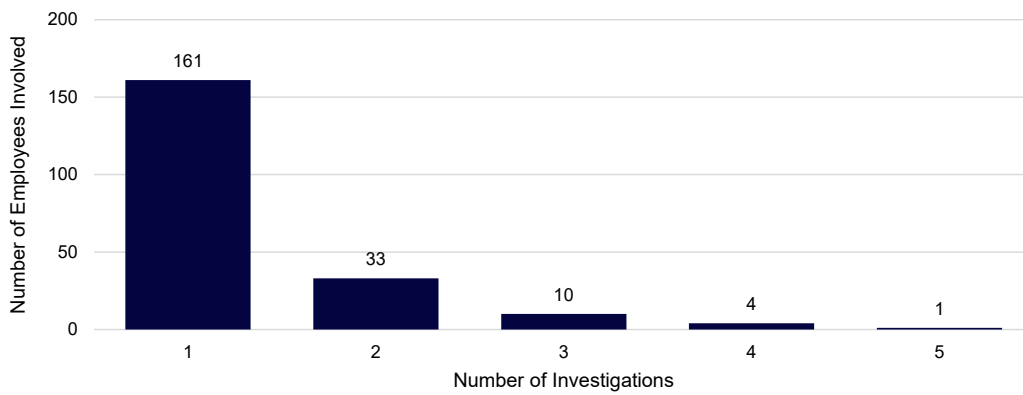
# Graphs

Employees Involved in Investigations (Includes Sworn and Civilian Personnel)



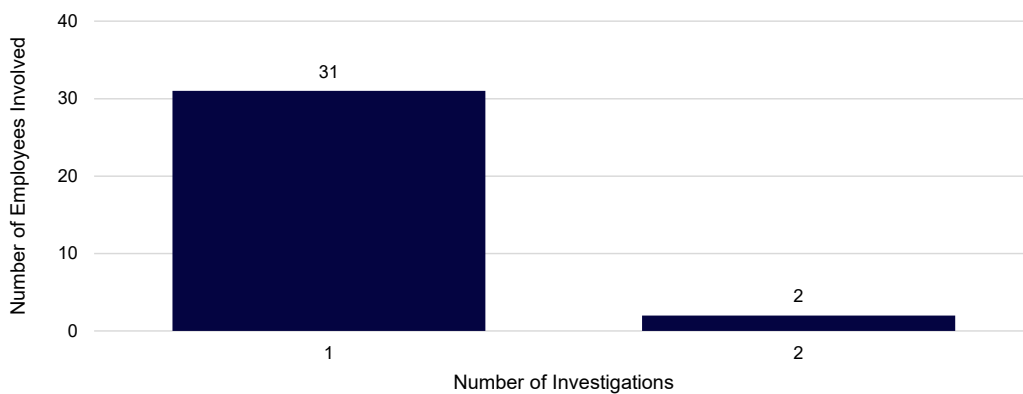
Employees Involved in Investigations (Sworn and Civilian Personnel) data as of March 31, 2021. This data covers the period from January 1, 2021 through March 31, 2021.

Employees Involved in Investigations (Includes Sworn Personnel Only)



Employees Involved in Investigations (Sworn Personnel Only) data as of March 31, 2021. This data covers the period from January 1, 2021 through March 31, 2021.

Employees Involved in Investigations (Includes Civilian Personnel Only)

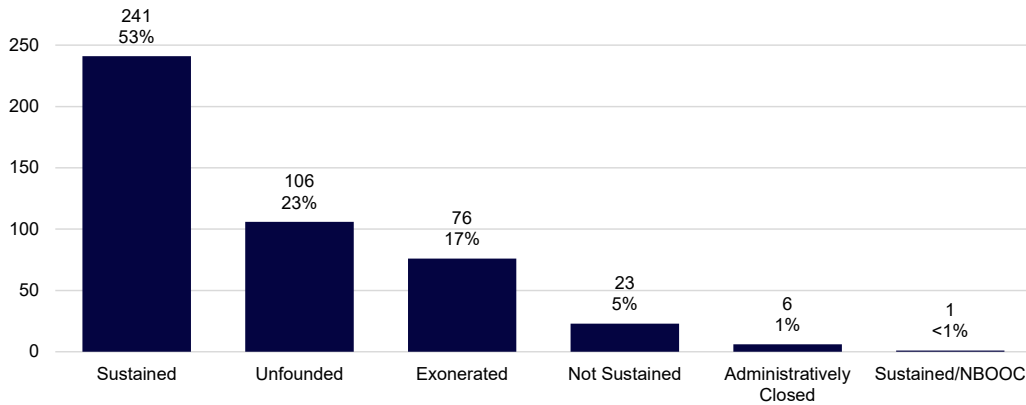


Employees Involved in Investigations (Civilian Personnel Only) data as of March 31, 2021. This data covers the period from January 1, 2021 through March 31, 2021.



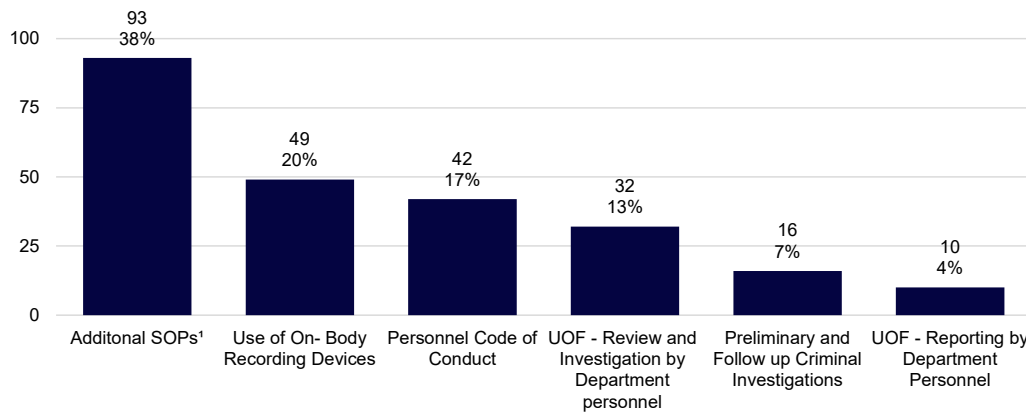
# Graphs

## Findings of All Personnel (Includes Sworn and Civilian Personnel)



As of March 31, 2021: 241 (53%) of the 453 allegations recorded including Sworn personnel were sustained, 106 (23%) were unfounded, 76 (17%) were exonerated, 23 (5%) were not sustained, 6 (1%) were administratively closed and 1 (<1%) were sustained.

## Sustained and Sustained/NBOOC Allegations Faced by Sworn Personnel Only

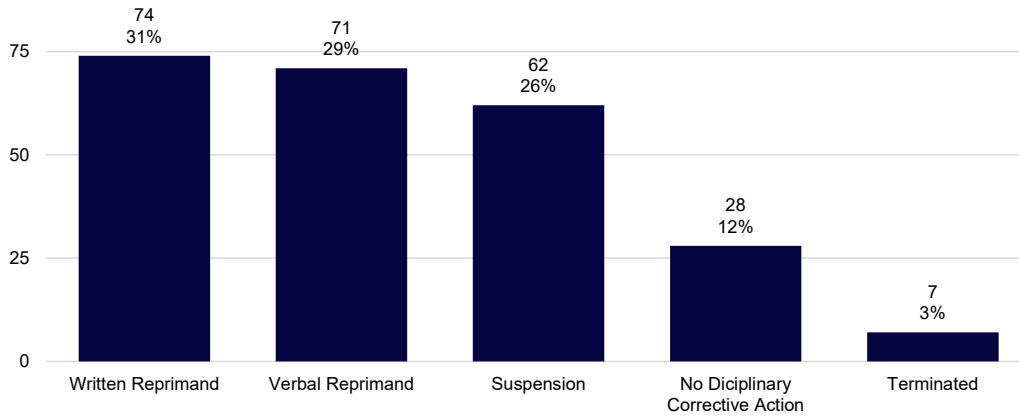


As of March 31, 2021: the majority of the allegations sustained or sustained NBOOC including Sworn personnel are listed in a combined category (Additional SOPs) showing 93 instances (38%). Following this were Use of On-Body Recording Devices 49 (20%), followed by Personnel Code of Conduct 42 (17%), UOF Review and Investigation by Department personnel 32 (13%), Preliminary and Follow up Criminal Investigations 16 (7%) and UOF-Reporting by Department Personnel 10 (4%).

1. Additional SOPs category includes: Complaints Involving Department Policy or Personnel, Court, Daily Staffing and Briefings, Damage to Civilian Property, Domestic Violence, Employee Work Plan/Performance Evaluations, Hospital Procedures & Rules, Intermediate Weapon Systems, Investigation of Property Crimes, Line Inspection Process, Off-Duty Conduct: Power of Arrest, Officer's Duties and Conduct, Pursuit by Motor Vehicle, Records, Response to Behavioral Health Issues, Restrain and Transportation of Individuals, Search and Seizure without a Warrant, Special Order 20-49. Approval of Adult Criminal Complaint, Supervisory Leadership, Uniforms, Use of Emergency Communications, Use of Force De-escalation, Use of Force-General, Use of Police Vehicles and Use or Computer Systems.

# Graphs

Actions Taken of Allegations Faced by Sworn Personnel Only



As of March 31, 2021: 242 allegations including Sworn personnel were sustained or sustained/NBOOC. The actions taken for those sustained or sustained/NBOOC allegations were: written reprimand: 74 (31%), verbal reprimand: 71 (29%), suspension, 62 (26%), no disciplinary corrective action, 28 (12%) and Terminated: 7 (3%).





# Summary

## Looking Ahead and Moving Forward



The Albuquerque Police Department's mission is to build relationships through community policing that will lead to reduced crime and increased safety.

We all know that we are in a new era of public safety and law enforcement.

With approximately 1,500 employees of the Albuquerque Police Department, we are committed to positive change, ensuring that APD progresses in the right direction. We look for help and support from federal, state, local and community leaders, always keeping the public's best interest in mind. Our goal is to work toward a new, clear vision of public safety and law enforcement that holds police accountable, while providing for a safer Albuquerque.

Here at APD, we know safety is important because we all live here too.

This challenge will not be an easy one. As President John F. Kennedy once said almost 60 years ago: "We choose to do things not because they are easy, but because they are hard, because that goal will serve to organize and measure the best of our energies and skills, because that challenge is one that we are willing to accept, one we are unwilling to postpone, and one which we intend to win and the others, too."

We know that we have our work cut out for us. However, if we all work together, we can do our best to meet and exceed this lofty goal.



For more information, please contact the City of Albuquerque Public Records Request Department (IPRA) at:

<https://nextrequest.cabq.gov/>

The Albuquerque Police Department's mission is to build relationships through community policing that will lead to reduced crime and increased safety.



400 Roma Avenue  
Albuquerque, NM 87102



<https://www.cabq.gov/police>



Emergency Calls: 911  
Non-Emergency  
Calls: (505) 242-2677